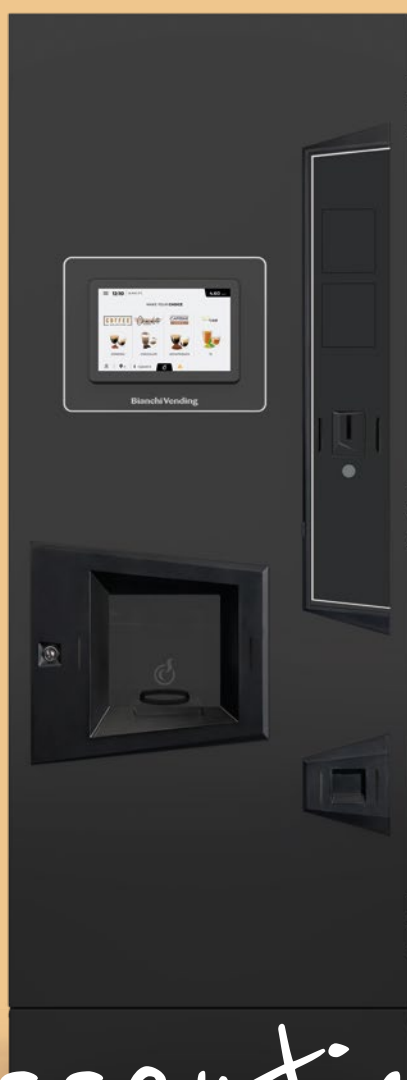


EVERLY

A lasting hot drink solution



essential

TECHNICAL SPECIFICATIONS

- Mains power supply: 220-240 V - 50/60 Hz
- Water supply: connection = 3/4", water pressure = 0.5 – 6.5 bar

CHARACTERISTICS

- Horizontal 10" touchscreen interface.
- Traditional espresso coffee group (ES): traditional Italian espresso coffee.
- Ø 70 mm cup dispenser and adjustable 90 - 105 mm stirrer dispenser.
- Stainless steel espresso boiler.
- Door with pre-coated matte-black panels offering ample space for customisation.
- On-board configuration and management directly via the touchscreen.
- Customisable graphic interface.
- Possibility for two-way connectivity for remote machine management and firmware/software update via BI-MASTER (purchased separately).

PRODUCT AUTONOMY

- Single coffee bean hopper 3.8 kg
- Double coffee bean hopper 2.8 + 2.8 kg
- Container for soluble products 6.5 lt
- Stirrers 90-105 mm 470 pcs
- Cups Ø 70 mm 650 pcs

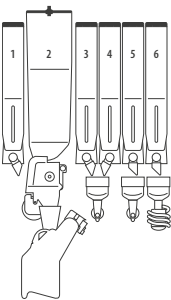
PAYMENT SYSTEM

- Compatible with all available payment systems. Can operate in master/slave mode with a single payment system in combination with a spiral snack-vending machine.

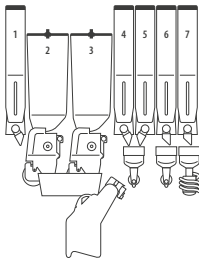
ENVIRONMENT

- Compatible with paper cups and wooden stirrers.
- Energy Saving Mode: allows the boiler to be put on standby for defined periods of time, consuming less energy.
- Compliant with **ROHS** and **RAEE** directives.

EVERLY MODEL	EVERLY 1ES-4 T10	EVERLY 2ES-4 T10
User interface	touch 10"	touch 10"
Version	coffee beans	coffee beans
Coffee brewer	ES	ES
Coffee bean hoppers	1	2
Boiler	single	single
Instant products canisters	4	4
Cup dispenser	Ø 70 mm	Ø 70 mm
Dimensions mm	H 1830 x W 685 x D 652 / WEIGHT 143 KG	



COFFEE BEANS
1. Sugar 2. Coffee beans
3. Chocolate 4. Milk
5. Decaffeinated coffee 6. Tea



COFFEE BEANS X2 HOPPERS
1. Sugar 2. Coffee beans 1
3. Coffee beans 2
4. Chocolate 5. Milk
6. Decaffeinated coffee 7. Tea



advertendo®