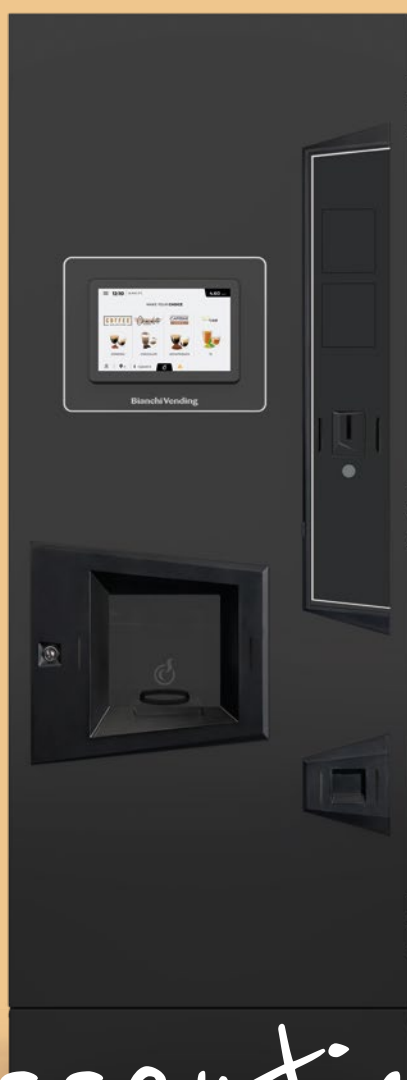


# EVERLY

---

A lasting hot drink solution




essential

# EVERLY

**Everly** is the new generation of coffee vending machines: reliable, easy to use, and with a minimalist design, it fits seamlessly into any environment – from offices to gyms, public spaces to corporate settings. It offers a wide selection of hot beverages, a 10” touch display for intuitive interaction, and supports various payment systems, including master/slave mode with a paired snack machine.

Thanks to remote management, simplified maintenance, and a competitive price, **Everly** makes vending accessible to everyone – without compromising on quality or technology.



## TECHNICAL SPECIFICATIONS

- Mains power supply: 220-240 V - 50/60 Hz
- Water supply: connection = 3/4", water pressure = 0.5 – 6.5 bar

## CHARACTERISTICS

- Horizontal 10" touchscreen interface.
- Traditional espresso coffee group (ES): traditional Italian espresso coffee.
- Variable-chamber coffee brewer (ESV): doses from 8 to 13 g. Guarantees optimal coffee pressing and infusion conditions for various coffee recipes.
- Vacuum coffee bean hopper (VH): vacuum system for better aroma preservation.
- Ø 70 mm cup dispenser and adjustable 90 - 105 mm stirrer dispenser.
- Stainless steel espresso boiler.
- Door with pre-coated matte-black panels offering ample space for customisation.
- On-board configuration and management directly via the touchscreen.
- Customisable graphic interface.
- Possibility for two-way connectivity for remote machine



management and firmware/software update via BI-MASTER (purchased separately).

## PRODUCT AUTONOMY

- |  |              |
|--|--------------|
| • Single coffee bean hopper            | 3.8 kg       |
| • Double coffee bean hopper            | 2.8 + 2.8 kg |
| • Slim container for soluble products  | 3 lt         |
| • Large container for soluble products | 6 lt         |
| • Stirrers 90-105 mm                   | 470 pcs      |
| • Cups Ø 70 mm                         | 650 pcs      |

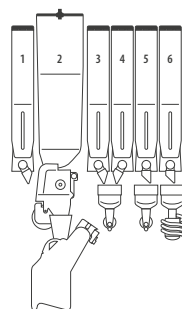
## PAYMENT SYSTEM

- Compatible with all available payment systems. Can operate in master/slave mode with a single payment system in combination with a spiral snack-vending machine.

## ENVIRONMENT

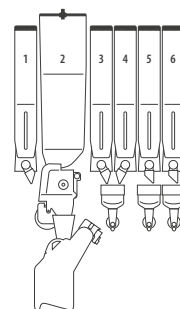
- Compatible with paper cups and wooden stirrers.
- Energy Saving Mode: allows the boiler to be put on standby for defined periods of time, consuming less energy.
- Compliant with **ROHS** and **RAEE** directives.

# VERSION 1ES



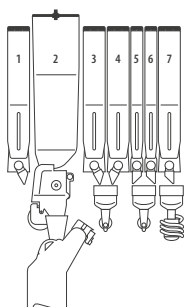
**EVELES01**  
COFFEE BEANS ES

**1.** Sugar **2.** Coffee beans  
**3.** Chocolate **4.** Milk  
**5.** Soluble **6.** Tea



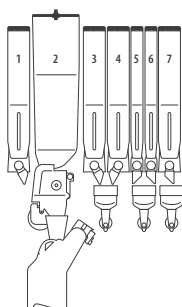
**EVELES03**  
COFFEE BEANS ES

**1.** Sugar **2.** Coffee beans  
**3.** Chocolate **4.** Milk  
**5.** Soluble **6.** Soluble



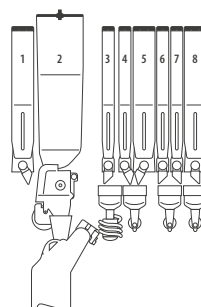
**EVELES04**  
COFFEE BEANS ES

**1.** Sugar **2.** Coffee beans  
**3.** Chocolate **4.** Milk  
**5.** Soluble **6.** Soluble **7.** Tea



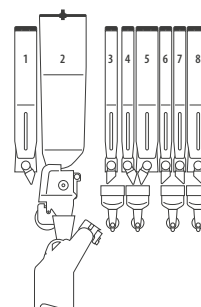
**EVELES05**  
COFFEE BEANS ES

**1.** Sugar **2.** Coffee beans  
**3.** Chocolate **4.** Milk  
**5.** Soluble **6.** Soluble **7.** Soluble



**EVELES06**  
COFFEE BEANS ES

**1.** Sugar **2.** Coffee beans  
**3.** Tea **4.** Chocolate **5.** Milk  
**6.** Soluble **7.** Soluble **8.** Soluble



**EVELES07**  
COFFEE BEANS ES

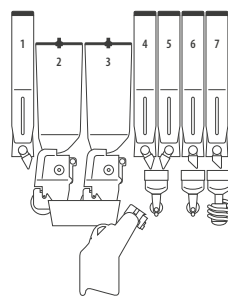
**1.** Sugar **2.** Coffee beans  
**3.** Soluble **4.** Chocolate **5.** Milk  
**6.** Soluble **7.** Soluble **8.** Soluble

MODEL EVERLY VERS. 1ES	EVELES01	EVELES03	EVELES04	EVELES05	EVELES06	EVELES07
<b>Description</b>	EVERLY 1ES 4C 2M+1S T10	EVERLY 1ES 4C 3M T10	EVERLY 1ES 5C 2M+1S T10	EVERLY 1ES 5C 3M T10	EVERLY 1ES 6C 3M+1S T10	EVERLY 1ES 6C 4M T10
<b>User interface</b>	touch 10"	touch 10"	touch 10"	touch 10"	touch 10"	touch 10"
<b>Version</b>	coffee beans	coffee beans	coffee beans	coffee beans	coffee beans	coffee beans
<b>Coffee brewer</b>	<b>ES</b>	<b>ES</b>	<b>ES</b>	<b>ES</b>	<b>ES</b>	<b>ES</b>
<b>Coffee bean hoppers</b>	<b>1</b>	<b>1</b>	<b>1</b>	<b>1</b>	<b>1</b>	<b>1</b>
<b>Stainless steel boiler</b>	single	single	single	single	single	single
<b>Sugar canisters</b>	1	1	1	1	1	1
<b>Instant products canisters "slim" 3l</b>	-	-	2	2	4	4
<b>Instant products canisters "large" 6l</b>	4	4	3	3	2	2
<b>Mixer/ heating coil</b>	2/1	3/0	2/1	3/0	3/1	4/0
<b>Cup dispenser Ø 70</b>	as standard	as standard	as standard	as standard	as standard	as standard

Dimensions mm

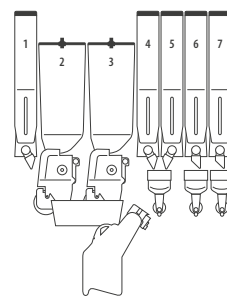
H 1830 x W 685 x D 652 / WEIGHT 143 KG

# VERSION 2ES



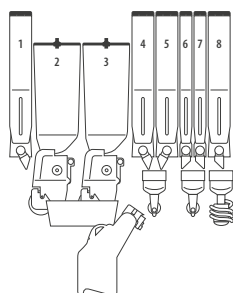
**EVELES02**  
COFFEE BEANS x2 ES

1. Sugar 2. Coffee beans 1
3. Coffee beans 2 4. Chocolate
5. Milk 6. Soluble 7. Tea



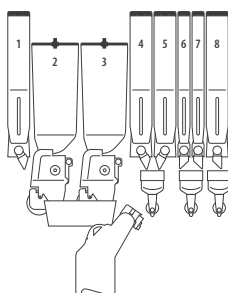
**EVELES08**  
COFFEE BEANS x2 ES

1. Sugar 2. Coffee beans 1
3. Coffee beans 2 4. Chocolate
5. Milk 6. Soluble 7. Soluble



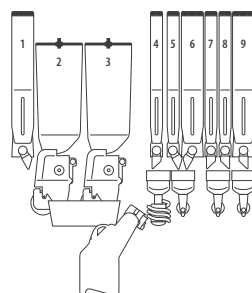
**EVELES09**  
COFFEE BEANS x2 ES

1. Sugar 2. Coffee beans 1
3. Coffee beans 2 4. Chocolate
5. Milk 6. Soluble 7. Soluble
8. Tea



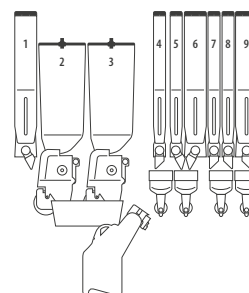
**EVELES10**  
COFFEE BEANS x2 ES

1. Sugar 2. Coffee beans 1
3. Coffee beans 2 4. Chocolate
5. Milk 6. Soluble 7. Soluble
8. Soluble



**EVELES11**  
COFFEE BEANS x2 ES

1. Sugar 2. Coffee beans 1
3. Coffee beans 2 4. Tea
5. Chocolate 6. Milk 7. Soluble
8. Soluble 9. Soluble



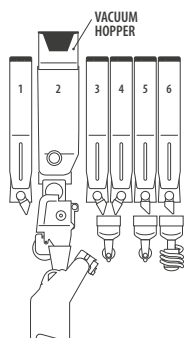
**EVELES12**  
COFFEE BEANS x2 ES

1. Sugar 2. Coffee beans 1
3. Coffee beans 2 4. Soluble
5. Chocolate 6. Milk 7. Soluble
8. Soluble 9. Soluble

MODEL EVERLY VERS. 2 ES	EVELES02	EVELES08	EVELES09	EVELES10	EVELES11	EVELES12
<b>Description</b>	EVERLY 2ES 4C 2M+1S T10	EVERLY 2ES 4C 3M T10	EVERLY 2ES 5C 2M+1S T10	EVERLY 2ES 5C 3M T10	EVERLY 2ES 6C 3M+1S T10	EVERLY 2ES 6C 4M T10
<b>User interface</b>	touch 10"	touch 10"	touch 10"	touch 10"	touch 10"	touch 10"
<b>Version</b>	coffee beans	coffee beans	coffee beans	coffee beans	coffee beans	coffee beans
<b>Coffee brewer</b>	ES	ES	ES	ES	ES	ES
<b>Coffee bean hoppers</b>	2	2	2	2	2	2
<b>Stainless steel boiler</b>	single	single	single	single	single	single
<b>Sugar canisters</b>	1	1	1	1	1	1
<b>Instant products canisters "slim" 3l</b>	-	-	3	3	2	2
<b>Instant products canisters "large" 6l</b>	4	4	3	3	2	2
<b>Mixer/ heating coil</b>	2/1	3/0	2/1	3/0	3/1	4/0
<b>Cup dispenser Ø 70</b>	as standard	as standard	as standard	as standard	as standard	as standard
<b>Dimensions mm</b>	H 1830 x W 685 x D 652 / WEIGHT 143 KG					

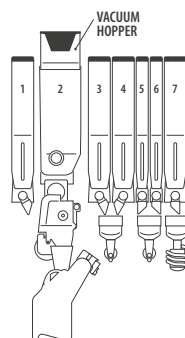
# VERSION 1VH

COMING  
SOON



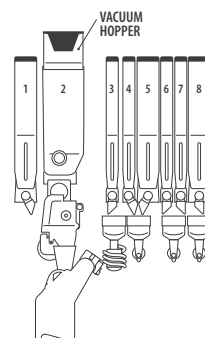
**EVELES13**  
COFFEE BEANS VH

1. Sugar 2. Coffee beans (VH)  
3. Chocolate 4. Milk 5. Soluble  
6. Tea



**EVELES14**  
COFFEE BEANS VH

1. Sugar 2. Coffee beans (VH)  
3. Chocolate 4. Milk 5. Soluble  
6. Soluble 7. Tea



**EVELES15**  
COFFEE BEANS VH

1. Sugar 2. Coffee beans (VH)  
3. Tea 4. Chocolate 5. Milk  
6. Soluble 7. Soluble 8. Soluble

## MODEL EVERLY VERS. 1 VH

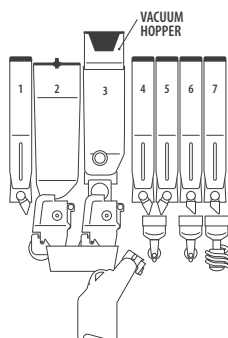
	EVELES13	EVELES14	EVELES15
<b>Description</b>	EVERLY 1VH 4C 2M+1S T10	EVERLY 1VH 5C 2M+1S T10	EVERLY 1VH 6C 3M+1S T10
<b>User interface</b>	touch 10"	touch 10"	touch 10"
<b>Version</b>	coffee beans	coffee beans	coffee beans
<b>Coffee brewer</b>	ES	ES	ES
<b>Coffee bean hoppers</b>	1 VH	1 VH	1 VH
<b>Stainless steel boiler</b>	single	single	single
<b>Sugar canisters</b>	1	1	1
<b>Instant products canisters "slim" 3l</b>	-	2	4
<b>Instant products canisters "large" 6l</b>	4	3	2
<b>Mixer/ heating coil</b>	2/1	2/1	3/1
<b>Cup dispenser Ø 70</b>	as standard	as standard	as standard

Dimensions mm

H 1830 x W 685 x D 652 / WEIGHT 143 KG

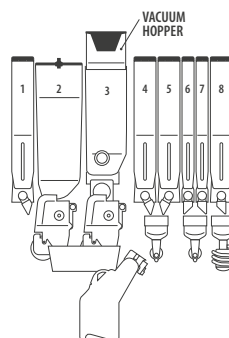
# VERSION 1ES + 1VH

COMING  
SOON



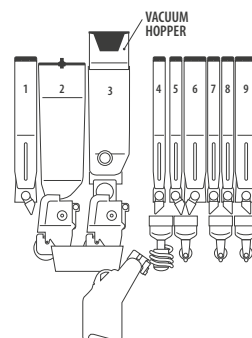
**EVELES16**  
COFFEE BEANS x2 ES+VH

1. Sugar 2. Coffee beans 1
3. Coffee beans 2 (VH)
4. Chocolate 5. Milk
6. Soluble 7. Tea



**EVELES17**  
COFFEE BEANS x2 ES+VH

1. Sugar 2. Coffee beans 1
3. Coffee beans 2 (VH)
4. Chocolate 5. Milk 6. Soluble
7. Soluble 8. Tea



**EVELES18**  
COFFEE BEANS x2 ES+VH

1. Sugar 2. Coffee beans 1
3. Coffee beans 2 (VH) 4. Tea
5. Chocolate 6. Milk 7. Soluble
8. Soluble 9. Soluble

## MODEL EVERLY VERS. 1ES 1VH

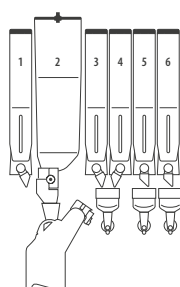
	EVELES16	EVELES17	EVELES18
<b>Description</b>	EVERLY 1ES 1VH 4C 2M+1S T10	EVERLY 1ES 1VH 5C 2M+1S T10	EVERLY 1ES 1VH 6C 3M+1S T10
<b>User interface</b>	touch 10"	touch 10"	touch 10"
<b>Version</b>	coffee beans	coffee beans	coffee beans
<b>Coffee brewer</b>	ES	ES	ES
<b>Coffee bean hoppers</b>	2 (of which 1VH)	2 (of which 1VH)	2 (of which 1VH)
<b>Stainless steel boiler</b>	single	single	single
<b>Sugar canisters</b>	1	1	1
<b>Instant products canisters "slim" 3l</b>	-	2	4
<b>Instant products canisters "large" 6l</b>	4	3	2
<b>Mixer/ heating coil</b>	2/1	2/1	3/1
<b>Cup dispenser Ø 70</b>	as standard	as standard	as standard

Dimensions mm

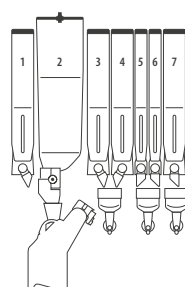
H 1830 x W 685 x D 652 / WEIGHT 143 KG

# VERSION 1ESV

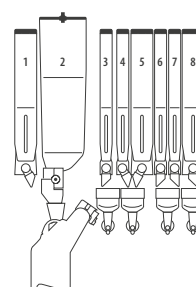
COMING  
SOON



**EVELESV01**  
COFFEE BEANS ESV  
**1.** Sugar **2.** Coffee beans  
**3.** Chocolate **4.** Milk **5.** Soluble  
**6.** Soluble



**EVELESV02**  
COFFEE BEANS ESV  
**1.** Sugar **2.** Coffee beans  
**3.** Chocolate **4.** Milk **5.** Soluble  
**6.** Soluble **7.** Soluble



**EVELESV03**  
COFFEE BEANS ESV  
**1.** Sugar **2.** Coffee beans  
**3.** Soluble **4.** Chocolate **5.** Milk  
**6.** Soluble **7.** Soluble **8.** Soluble

## MODEL EVERLY VERS. 1ESV

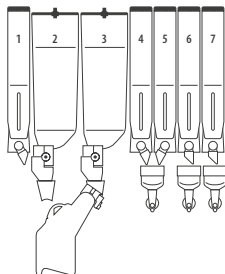
	EVELESV01	EVELESV02	EVELESV03
<b>Description</b>	EVERLY 1ESV 4C 3M T10	EVERLY 1ESV 5C 3M T10	EVERLY 1ESV 6C 4M T10
<b>User interface</b>	touch 10"	touch 10"	touch 10"
<b>Version</b>	coffee beans	coffee beans	coffee beans
<b>Coffee brewer</b>	<b>ESV</b>	<b>ESV</b>	<b>ESV</b>
<b>Coffee bean hoppers</b>	<b>1</b>	<b>1</b>	<b>1</b>
<b>Stainless steel boiler</b>	single	single	single
<b>Sugar canisters</b>	1	1	1
<b>Instant products canisters "slim" 3l</b>	-	2	4
<b>Instant products canisters "large" 6l</b>	4	3	2
<b>Mixer/ heating coil</b>	3/0	3/0	4/0
<b>Cup dispenser Ø 70</b>	as standard	as standard	as standard

Dimensions mm

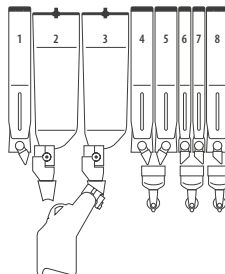
H 1830 x W 685 x D 652 / WEIGHT 143 KG

VERSION  
2ESV

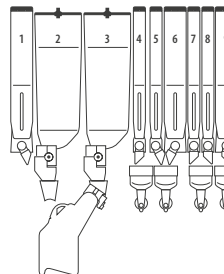
COMING  
SOON



- EVELESV04**  
COFFEE BEANS x2 ESV
- 1. Sugar 2. Coffee beans 1
  - 3. Coffee beans 2 4. Chocolate
  - 5. Milk 6. Soluble 7. Soluble



- EVELESV05**  
COFFEE BEANS x2 ESV
- 1. Sugar 2. Coffee beans 1
  - 3. Coffee beans 2 4. Chocolate
  - 5. Milk 6. Soluble 7. Soluble
  - 8. Soluble



- EVELESV06**  
COFFEE BEANS x2 ESV
- 1. Sugar 2. Coffee beans 1
  - 3. Coffee beans 2 4. Soluble
  - 5. Chocolate 6. Milk 7. Soluble
  - 8. Soluble 9. Soluble

MODEL EVERLY VERS. 2 ESV	EVELESV04	EVELESV05	EVELESV06
Description	EVERLY 2ESV 4C 3M T10	EVERLY 2EVS 5C 3M T10	EVERLY 2EVS 6C 4M T10
User interface	touch 10"	touch 10"	touch 10"
Version	coffee beans	coffee beans	coffee beans
Coffee brewer	ESV	ESV	ESV
Coffee bean hoppers	2	2	2
Stainless steel boiler	single	single	single
Sugar canisters	1	1	1
Instant products canisters "slim" 3l	-	2	4
Instant products canisters "large" 6l	4	3	2
Mixer/ heating coil	3/0	3/0	4/0
Cup dispenser Ø 70	as standard	as standard	as standard
Dimensions mm	H 1830 x W 685 x D 652 / WEIGHT 143 KG		

ZD-EVERLY-ED02/2025/EN

advertendo®



Bianchi Vending is a trademark of:  
Bianchi Industry Spa - info@bianchiindustry.com  
Corso Africa 2/3/9 - 24040 Loc. Zingonia, BG, Italia  
T: +39 035 450 2111 - F: +39 035 883 304

Specifications and technical  
information given are indicative  
and may be subject to change  
without prior notice.

