



# INTUITY

FOR THOSE WHO WANT EVERYTHING.

# OFFER THE BEST IF YOU WANT TO GET THE BEST, EVERY DAY

Intuity transforms the act of purchase into an experience of constant discovery, creating practically infinite possibilities for consumption.

Huge capacity, advanced interaction, an abundance of flavour, limitless drink personalisation and a unique style. Intuity really has everything you need to satisfy any of your customers' desires and to constantly create new products, stirring their imagination. But it also offers everything you could want, because with its revolutionary characteristics, it makes your work easier and more productive, allowing you to evolve your offer whenever you want. Take your business to the future of vending: all you need is a winning idea, and Intuity will take care of the rest.

When style is combined with quality, you have the right product to satisfy even the most sophisticated users.

Trying out ever-new tastes and experiencing them with all the senses: could anything be more tempting?



# THE DIFFERENCE IS IN THE DETAIL

Those who want everything also want something striking, something that makes an impression. This is why Intuity has been designed to amaze.

- 01 Maximum interaction with a 32" or 21" touchscreen interface: clear and intuitive menus and the possibility of displaying product videos and other useful consumer information.
- 02 Luminous pathway with customisable colours to guide the user from payment to drink collection.
- 03 Glass door with integrated touchscreen in the upper section and a wide backlit surface with customisable graphics in the lower section. The side dedicated to coin introduction and payment systems can also be customised.
- 04 Revolutionary design with inclined lines and asymmetrical parts for a striking look and feel. Quality materials and attention to detail, with "diamond" shaped corners with a mirror finish to create contrast with the brushed effect of the aluminium frame.
- 05 Automatic cup station door with safety device for protection during dispensing.
- 06 Ergonomic door handle integrated into the aluminium frame.



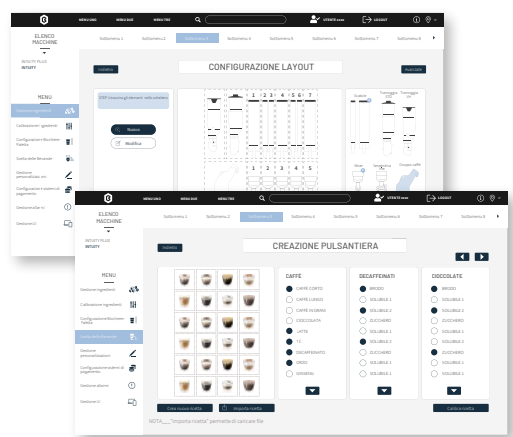
# EASY CONFIGURATION MAINTENANCE INTERACTION

## EASY CONFIGURATION

**Physical** Make the most of the potential of the new modular electronic architecture with easy connection and plug & play module identification. There is a wide range of possible combinations; add the modules you want, and Intuity will recognise them automatically. You can offer up to two types of coffee and two types of sugar, add the vacuum system, and decide how many soluble products and mixers to integrate into your offer.

**Digital** Intuitive is the key word, with the new BI-Creator configuration software. Follow the guided process based on a drag-and-drop interface and set up exclusively what you really need: choose from dozens of pre-loaded menus and recipes or set your creativity free for a more personalised offer.

## BI-CREATOR



## EASY MAINTENANCE

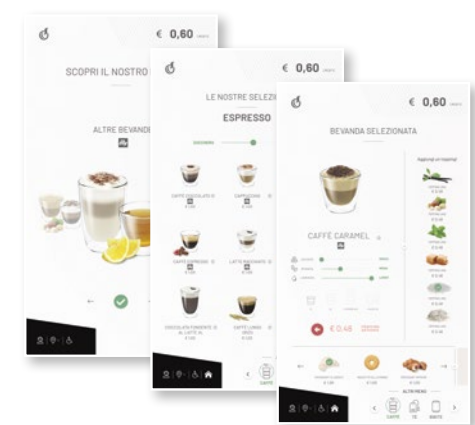

**Physical** Access to the machine has been made easier with the ergonomic modules, which can be easily removed for cleaning and maintenance. Thanks to the automotive-based electronic platform, you are always in full control; Intuity automatically understands its operating status and provides you with instructions on how to resolve any problems.

**Digital** Intuity's technology has been designed to evolve over time and communicate with third-party apps, for example allowing for the integration of data recorded by the machine with an IoT platform. This means you will be able to anticipate and optimise maintenance, further improving efficiency.

## EASY INTERACTION

**Physical** Interaction is an amazing experience. Via the touch screen, the user browses the menus and personalises every aspect of their drink, just as though they were using a smartphone or a tablet. The purchase becomes even more stimulating with information of products, promotions and bundle sales, and LED-lit guided process.

**Digital** The vending experience of tomorrow starts today, and you are already one step ahead of everyone else. Intuity is designed to evolve in the future; you can render interaction even more captivating and advanced thanks to the native API, which will allow you to install third-party apps such as weather information, news content, user-profiling systems and voice-commanded assistants.



Create an offer adapted to your goals: you can have everything and more!

Intuity changes, grows and evolves with you: this is what makes it a winning investment. Choose the touchscreen interface you prefer, either 21" or 32" for a more immersive experience, and then add everything you need to multiply consumption opportunities. You can double the types of coffee and sugar, propose up to ten soluble product canisters and guarantee the perfect conservation of flavours with the vacuum coffee bean hopper. In addition, you also have four topping dispensers as standard (on the Intuity Plus), two columns for cups of different sizes and two stirrer dispensers. Is this enough? Do you want even more? Combine Intuity with a snack and cold drink machine such as Flessy L or XL for an incredibly wide and varied range.

## INTUITY PLUS



32" TOUCHSCREEN INTERFACE

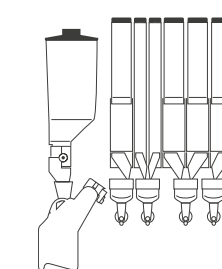
## INTUITY



21" TOUCHSCREEN INTERFACE

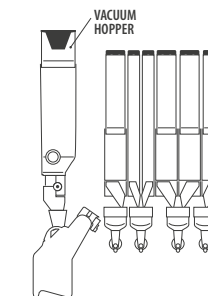
A selection of possible configurations... and much more.

Now it's up to you! Create your perfect configuration.



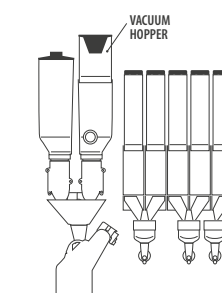
MONO GRINDER (1ES)

- 1 coffee bean hopper
- 4 instant products canisters large
- 2 instant products canisters slim
- 4 mixers



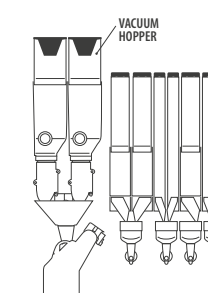
MONO GRINDER (1ES)

- 1 vacuum coffee bean hopper (vh)
- 4 instant products canisters large
- 2 instant products canisters slim
- 4 mixers



DUAL GRINDER (2ES)

- 1 vacuum coffee bean hopper
- 1 coffee bean hopper
- 5 instant products canisters large
- 3 mixers



DUAL GRINDER (2ES)

- 2 vacuum coffee bean hoppers
- 3 instant products canisters large
- 4 instant products canisters slim
- 4 mixers



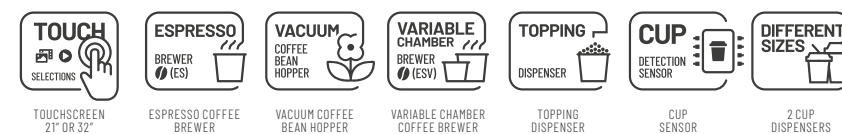
INTUITY PLUS + FLESSY L SLAVE

**EASY TO USE**

- 32" or 21" touchscreen interface.
- Illuminated pathway to guide the user.

**LARGE CAPACITY**

- Up to 2 standard or vacuum coffee bean hoppers.
- Up to 10 instant products canisters.
- Topping dispensers as standard.
- Up to 2 sugar canisters.
- 2 cup sizes chosen from diameters of 57/70/74/80.
- Exceptional capacity: up to 1560 cups.



DESIGN  
YOUR BREAK

## SPECIFICATIONS

- Electrical supply: 220-240V; 50/60 HZ
- Power supply: 2,3 kW
- Water supply: fitting connection = 3/4", water pressure = max 0,65 MPa

## TECHNOLOGIES

- Espresso coffee brewer (ES): espresso coffee made according to Italian tradition.
- Variable chamber coffee brewer (ESV) : For doses from 8 to 13 gr. Guarantees perfectly-brewed coffee in all its tasty variants.
- Vacuum coffee bean hopper (VH): vacuum system to allow a better conservation of the flavours.
- Topping dispenser to enrich drinks with chocolate powder, choco pops, muesli...

## PAYMENT SYSTEM

- Compatible with all mains payment systems based on Executive and MDB protocols.

## ENVIRONMENT

- A potentially longer lifecycle; the possibility to configure and reconfigure the machine in accordance with evolving demand.
- Compatible with paper cups and wooden stirrers and possibility to deliver a beverage in a cup or in a mug.
- Energy Saving Mode to reduce the energy consumption when the machine is in stand-by.
- In compliance with *ROHS* and *WEEE*.

INTUITY VERSIONS	INTUITY PLUS	INTUITY
<b>User interface</b>	touch 32"	touch 21"
<b>Coffee brewer</b>	ES/ESV*	ES/ESV*
<b>Boilers</b>	dual	dual
<b>Coffee bean hopper</b> Standard version 2ES (3,8 kg) Standard version 1ES (4,8 kg) Vacuum version VH (2,2 kg)	up to 2 (standard or vacuum)	up to 2 (standard or vacuum)
<b>Instant products canisters "slim" (3 l)</b>	up to 10	up to 10
<b>Instant products canisters "large" (6,5 l)</b>	up to 5	up to 5
<b>Sugar canisters "slim" (3 kg) or "large" (7 kg)</b>	1 large or 2 slim	1 large or 2 slim
<b>Mixers</b>	up to 5	up to 5
<b>Topping canisters</b>	4	2
<b>Syrups BIB</b>	optional	optional
<b>Dispenser of variable diameter cups</b>	to choose from: Ø 57 mm 910 pcs Ø 70-74 mm 650 pcs Ø 80 mm 440 pcs	to choose from: Ø 57 mm 910 pcs Ø 70-74 mm 650 pcs Ø 80 mm 440 pcs
<b>Second dispenser of variable diameter cups</b>	to choose from: Ø 57 mm 910 pcs Ø 70-74 mm 650 pcs Ø 80 mm 440 pcs	to choose from: Ø 57 mm 910 pcs Ø 70-74 mm 650 pcs Ø 80 mm 440 pcs
<b>Maximum cup capacity</b>	up to 1560 pcs. (Ø 57/70)	up to 1560 pcs. (Ø 57/70)
<b>Stirrers dispenser 90 mm-125 mm</b>	dual / 1100 pcs.	dual / 1100 pcs.
<b>Cup sensor</b>	standard	standard
<b>Dimension mm</b>	H 1830 x W 685 x D 990 / WEIGHT 245 KG	H 1830 x W 685 x D 990 / WEIGHT 240 KG

ES = traditional espresso coffee brewer    ESV = variable chamber coffee brewer