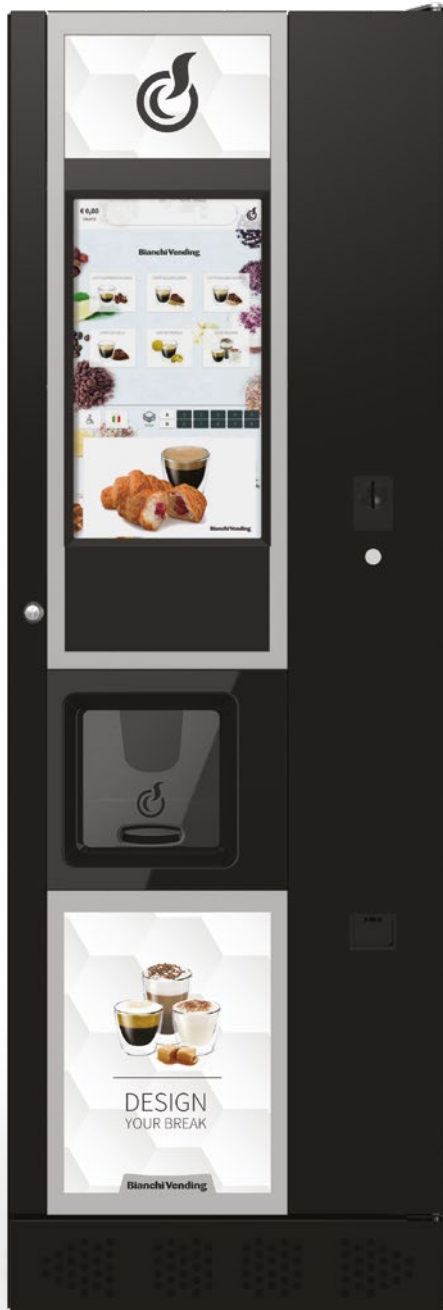


LEI600



ECONOMIES AND TECHNOLOGIES ARE NO LONGER INCOMPATIBLE.

LEI600, automatic vending machine for hot drinks with 600 cups capacity. Designed to easily interchange the push-button panel and adapt to different locations.



LEI600 TOUCH 21"



LEI600 SMART + ARIA L MASTER

USER INTERFACE

- Great modularity with 3 interchangeable user interfaces:

Easy: standard membrane keypad, with 24 large buttons.

Smart: touchscreen technology selection panel, with 24 wide backlighted selections.

Touch: monitor 21,5" FULL HD with touch screen technology able to play multimedia contents.

- Display LCD 3.5" customizable (available on Easy and Smart version).
- Compatible to use a mug instead of a disposable cup (optional sensor kit).
- Customizable sugar dosage.
- End selection acoustic signal.
- Slow falling product dispensing door.

SPECIFICATIONS

- ELECTRICAL SUPPLY: 230 Vac – 50 Hz
- INTERNAL ELECTRICAL SUPPLY: All the electrical components are supplied at 24 Vdc, with the exception of the boiler resistances, the pump and the steam ventilator that are at powered by the mains voltage.
- POWER SUPPLY: 1.80 kW espresso version single boiler
2.25 kW instant version
- WATER SUPPLY: Fitting connection = 3/4" Water pressure = 0.5 – 6.5 bar

TECHNOLOGIES

- Version with vacuum coffee bean hopper (VH): Thanks to this system, the coffee bean hopper is kept under vacuum (even during the dispensing of the coffee bean dose) and allows a better conservation of the flavors.
- Version with traditional espresso brewer (ES): espresso coffee made in compliance with Italian tradition.
- Version with variable chamber coffee brewer (ESV): doses from 7 to 14 gr. Ensures optimum pressing and brewing conditions.

FEATURES

- Reinforced cabinet with anti-vandal hinges and door lock with programmable code.
- Standard serpentine kit for tea on all versions.
- Cup dispenser adjustable to various diameters (from 70 to 71 mm) and dispenser for 90 or 105 mm stirrers.
- Compatible with telemetry.
- Upper and lower lexan : predisposition led backlight.

PAYMENT SYSTEM

- Compatible with all payment systems available on the market.
- In combination with a spiral snack machine, can work in master / slave with a single payment system.

PRODUCT CAPACITY

Single coffee beans hopper	3.5 kg (7.2 lt)
Double coffee beans hopper	7 kg (19 lt)
Single coffee beans hopper vacuum	2.2 kg (6 lt)
Coffee beans hopper extension kit	1 kg (2.3 lt)
Standard instant products canister	7 lt
Slim instant products canister	3.3 lt
Stirrers 90-105 mm	600 pcs
Cups* Ø 70-71 mm	600 pcs
Big Cups Ø 80 mm	400 pcs

*Extensible up to 700 pcs

ACCESSORIES

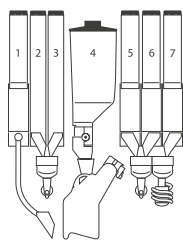
- Cup sensor kit to reduce the consumption of plastic cups and to deliver a beverage in a mug.
- Conversion kit Lei600 Easy or Smart in Touch21".
- Conversion kit Lei600 Easy in Smart or Smart in Easy.
- Vandal-proof coin introduction kit.
- Kit clock chip (for energy saving mode and promotional activities).
- Side dispenser housing 6 trays with 2 spirals for the distribution of mini-snacks that can be combined with the selected drink. And for tea lovers, spirals can also dispense a wide variety of tea bags.

ENVIRONMENT

- Compatible with paper cups and wooden stirrers and possibility to deliver the beverage in a reusable cup or mug.
- Energy Saving Mode to reduce the energy consumption when the machine is in stand by.
- In compliance with **ROHS** and **WEEE**.

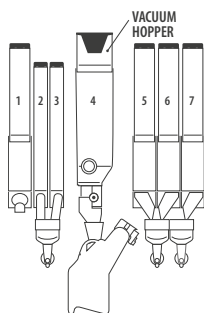
LEI600 EASY SMART TOUCH MODELS	LEI600 1ES-6 SB	LEI600 1ES-6 SB VH	LEI600 2ES-6 SB	LEI600 2ES-6 SB VH	LEI600 1ESV-6 SB	LEI600 IN-8 SB
USER INTERFACE	EASY/SMART/ TOUCH 21"	EASY/ TOUCH 21"	SMART/ TOUCH 21"	EASY/ TOUCH 21"	SMART/ TOUCH 21"	EASY/SMART/ TOUCH 21"
VERSION	COFFEE BEANS	COFFEE BEANS	COFFEE BEANS	COFFEE BEANS	COFFEE BEANS	INSTANT COFFEE
TRADITIONAL ESPRESSO COFFEE BREWER (ES)	ES	ES	ES	ES	-	-
VARIABLE CHAMBER COFFEE BREWER (ESV)	-	-	-	-	ESV	-
COFFEE BEANS HOPPERS	1	1 (VACUUM - VH)	2	2 (1 VACUUM - VH)	1	-
BOILERS	1	1	1	1	1	1
INSTANT PRODUCTS CANISTERS (OF WHICH 1 FOR SUGAR)	6	6	6	6	6	8
CUPS CAPACITY Ø 70-71 MM	600	600	600	600	600	600
CUPS CAPACITY Ø 80 MM	-	-	-	-	400 VERSION BIG CUP	400 VERSION BIG CUP
DIMENSIONS MM	1830*H x 620W x 735D / WEIGHT 155 KG * + 5 mm upper plate					

1. Sugar
2. Instant
3. Instant
4. Coffee beans
5. Chocolate
6. Milk
7. Tea



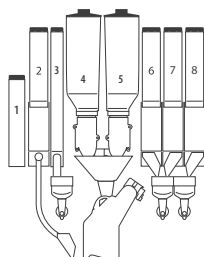
COFFEE BEANS
(valid configuration for version with traditional espresso brewer + version with variable chamber coffee brewer)

1. Sugar
2. Instant
3. Instant
4. Coffee beans (vacuum hopper)
5. Chocolate
6. Milk
7. Tea



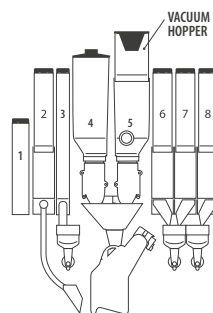
COFFEE BEANS VACUUM HOPPER

1. Decaffeinated
2. Sugar
3. Instant
4. Coffee beans 1
5. Coffee beans 2
6. Chocolate
7. Milk
8. Instant



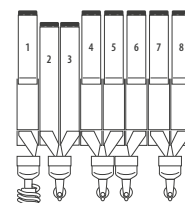
COFFEE BEANS X2 HOPPERS

1. Decaffeinated
2. Sugar
3. Instant
4. Coffee beans (vacuum hopper)
5. Coffee beans (vacuum hopper)
6. Chocolate
7. Milk
8. Instant



COFFEE BEANS X2 HOPPERS (1 VACUUM)

1. Tea
2. Decaffeinated
3. Coffee
4. Sugar
5. Soup
6. Chocolate
7. Milk
8. Instant



INSTANT COFFEE

arteventido®